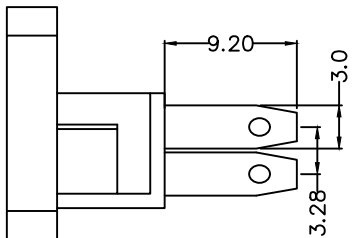
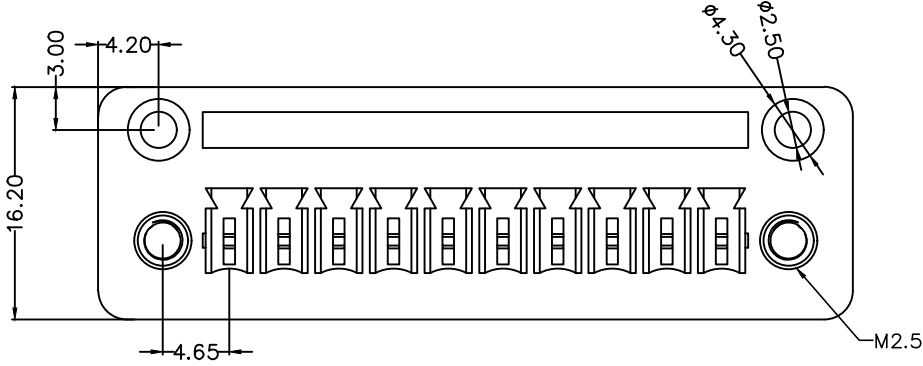
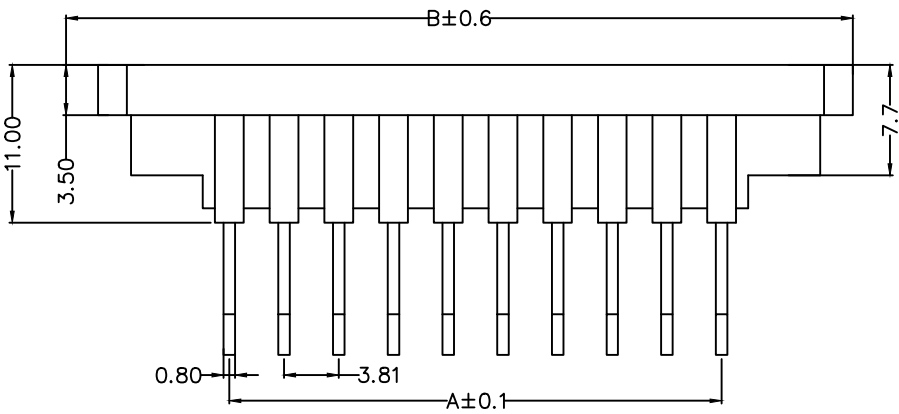


1 2 3 4 5 6 7 8

REV	LOCATIONS	DESCRIPTION	DATE	REVISER	APPD



SPECIFICATIONS
Electrical
 Current Rating: 10A AC(rms)/DC
 Voltage Rating: 300V AC(rms)/DC
 Contact Resistance: 20 mΩ Max
 Insulation Resistance: 500 MΩ Min
 Withstanding Voltage: 2500V AC r.m.s
 Wire range: 16~30 AWG
Environmental
 Operating Temperature: -40°C~+105°C
Material and plating
 Housing: PA66 (UL 94V-0)
 Contacts: Brass/Tin plated
 Nut: Brass



Circuits (n)	Part No.	Dimensions (mm)		Circuits (n)	Part No.	Dimensions (mm)	
		A	B			A	B
2	FTB38110-M02S2GNB	3.81	22.09	14	FTB38110-M14S2GNB	49.53	67.81
3	FTB38110-M03S2GNB	7.62	25.90	15	FTB38110-M15S2GNB	53.34	71.62
4	FTB38110-M04S2GNB	11.43	29.71	16	FTB38110-M16S2GNB	57.15	75.43
5	FTB38110-M05S2GNB	15.24	33.52	17	FTB38110-M17S2GNB	60.96	79.24
6	FTB38110-M06S2GNB	19.05	37.33	18	FTB38110-M18S2GNB	64.77	83.05
7	FTB38110-M07S2GNB	22.86	41.14	19	FTB38110-M19S2GNB	68.58	86.86
8	FTB38110-M08S2GNB	26.67	44.95	20	FTB38110-M20S2GNB	72.39	90.67
9	FTB38110-M09S2GNB	30.48	48.76	21	FTB38110-M21S2GNB	76.20	94.48
10	FTB38110-M10S2GNB	34.29	52.57	22	FTB38110-M22S2GNB	80.01	98.29
11	FTB38110-M11S2GNB	38.10	56.38	23	FTB38110-M23S2GNB	83.82	102.10
12	FTB38110-M12S2GNB	41.91	60.19	24	FTB38110-M24S2GNB	87.63	105.91
13	FTB38110-M13S2GNB	45.72	64.00				

Ordering Information

FTB 381 10 - M XX S 2 GN B
 1 2 3 4 5 6 7 8 9

1 Category FTB-Terminal Block	2 Series Number 381-Pitch3.81mm	3 Distinction No. 10	4 Type M-Male
5 Circuits XX	6 Entry Angle S-180° Vertical	7 Material-Resin 2-PA66	8 Color-Resin GN-Green
		9 Packaging B-Bag	

<p>THIRD ANGLE PROJECTION</p>	GENERAL TOLERANCES (UNLESS SPECIFIED)		APPROVE BY LEO	DATE 26/JAN/24	PART NO. FTB38110-MXXS2GNB	ITEM NO. FTB38110	<p>Building Technology Cornerstone</p>	
	X. ±0.30	X.* ±5°	CHECKED BY GISELLE	DATE 26JAN/24	TITLE Terminal block 3.81mm 180° Vertical Male			REV 0 SHEET NO. 1/1
	DESIGN UNITS METRIC(mm)	X.X ±0.20	X.X* ±2°	DRAWN BY NICK	DATE 26JAN/24	THIS DRAWING CONTAINS INFORMATION THAT IS PROPRIETARY TO TXGA INDUSTRIAL ELECTRONICS(S.Z)CO.,LTD AND SHOULD NOT BE USED WITHOUT WRITTEN PERMISSION		
	SCALE 5:1	SIZE A4	X.XX ±0.15	X.XX* ±1°	X.XXX ±0.10	X.XXX* ±0.5°		

1 2 3 4 5 6 7 8